







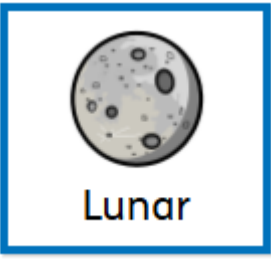









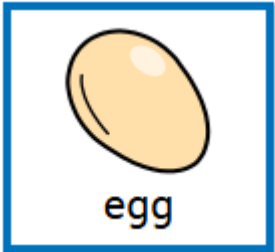



# Sign of The Week Spring 2025

## Celebrations - Lunar New year & Easter

Week	Signalong description and Widgit symbol	Sign
1	<p><b>Fireworks</b></p> <p>Closed pinched hands (palms up, pointing forward) sharply move up and down alternately while fingers and thumbs open and close.</p> 	
2	<p><b>Party</b></p> <p>"Y" hands (palms in, pointing up) in front of shoulders, twist to palms back, pointing up. Repeat action while body sways.</p> 	
3	<p><b>New Year</b></p> <p>Working flat hand (palm back, pointing up) below and behind supporting flat hand (palm back, pointing in), working hand moves up so that backs of fingers brush against supporting palm; make letter shape "Y"; working index makes small movement down supporting hand, maintaining contact.</p> 	

<p>4</p>	<p><b>Red</b></p> <p>Working index hand (palm back, pointing up) flicks forward off bottom lip changing to "R" hand.</p> 	
<p>5</p>	<p><b>Lunar</b></p> <p>Working pinched hand (palm forward, pointing up), twists down in outward crescent shape, finger and thumb opening and closing; then working "O" hand (palm in, pointing up) interlocked with supporting "O" hand (palm in, pointing forward); formation makes short movement forward. Repeat.</p> 	
<p>6</p>	<p><b>Snake</b></p> <p>Working bunched hand (palm down, pointing forward) "snakes" forwards. Directional sign.</p> 	

<p>7</p>	<p><b>Spring</b></p> <p>Working bunched hand (palm back, pointing in) behind supporting flat hand (palm back, pointing in); then working hand swivels at wrist to open hand (palm back, pointing up).</p>  <p>Spring</p>	
<p>8</p>	<p><b>Easter</b></p> <p>Supporting relaxed hand (palm down); working index draws cross-shape on back of supporting hand.</p>  <p>Easter</p>	
<p>9</p>	<p><b>Chocolate</b></p> <p>Working "R" hand (palm in, pointing up) makes inward circle on chin.</p>  <p>Chocolate</p>	
<p>10</p>	<p><b>Egg</b></p> <p>Supporting full "C" hand (palm in, pointing forward); working "N" hand (palm in, pointing forward) mimes tapping top of egg twice.</p>  <p>egg</p>	

<p>11</p>	<p><b>Bunny Rabbit</b></p> <p>"N" hands (palms forward, pointing up) at either side of head, fingers flex forwards and back.</p> <div data-bbox="236 226 507 477" data-label="Image"> </div>	
<p>12</p>	<p><b>Cross</b></p> <p>Working "C" hand (palm forward, pointing out) moves down and then out to draw the shape of a cross.</p> <div data-bbox="236 831 513 1081" data-label="Image"> </div>	
<p>13.</p>	<p><b>Chick</b></p> <p>Working pinched hand (palm forward, pointing up) by side of mouth, opens and closes like a bird's beak while moving working elbow up and down.</p> <div data-bbox="236 1478 507 1729" data-label="Image"> </div>	